

STATE OF LGBTQ+ AGING SURVEY

Brief Report



Working with SAGE, the country's oldest and largest organization dedicated to improving the lives of LGBTQ+ older people, Dr. Flatt and their research team at University of Nevada, Las Vegas, co-designed an LGBTQ+ aging survey for the State of LGBTQ+ Aging (SOLA) study, with a focus on recruiting underrepresented LGBTQ+ adults aged 50 and older with intersecting backgrounds.



The survey development and implementation process occurred from August 2023 to May 2024.




It reached 47 states and two territories including Puerto Rico and Washington D.C.

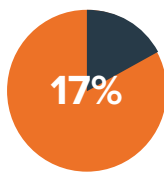
1065 LGBTQ+ adults aged 50+ completed the survey.

67 is the average age of respondents.

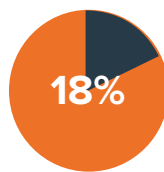
BREAKDOWN OF PARTICIPANTS



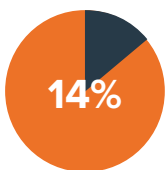
ALL
1,065



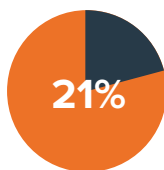
TGNB
167



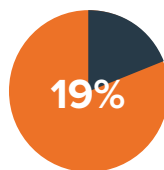
BIPOC
186



RURAL
147



LIVING WITH A DISABILITY
226



LOW INCOME
Less than \$30K/year
198



THOSE WHO COMPLETED THE SURVEY were asked questions about critical topics such as health, services, social support, and discrimination experiences as well as political, financial, and aging concerns.

sage | Advocacy & Services for LGBTQ+ Elders

We refuse to be invisible®

Key Findings

SAGE STATE OF LGBTQ+ AGING SURVEY

Training for Health Care Providers

45% believed their healthcare provider could benefit from additional training about LGBTQ+ identities.

AMONG SELECT POPULATIONS,
THE PERCENTAGES ARE HIGHER:

TGNB	53%
BIPOC	65%
RURAL	54%
LOW INCOME	55%

"My husband is transgender; we've experienced a troubling amount of ignorance within the healthcare profession and the LGBTQ community. I'm afraid for his safety and wellbeing."

Social Isolation

1 IN 2 reported feeling isolated, left out, or a lack of companionship sometimes or more frequently.

"In [my community], there is no support system, no pride center. I am [a] single older man with dementia who does not mind living alone...but I do need companionship, the intimacy of a hug, coffee, laughter, activities done together or discussed together."

Finding Long-Term Care

87% are concerned about finding LGBTQ+ inclusive long-term care, and **92%** are concerned about finding affordable long-term care.

Fear Due to Political Climate

4 OUT OF 5 LGBTQ+ elders report that anti-LGBTQ+ policies somewhat or greatly diminish their sense of safety and security. **TGNB participants reported a higher degree of disturbance caused by anti-LGBTQ+ policies.**

"[I'm] worried how policy will impact my ability to find an Assisted Living place. Worry too about the idea of having to completely hide who I am in public, on social media, with police, and VA care."

Financial Security

83% are concerned about their financial security.

AMONG SELECT POPULATIONS,
THE PERCENTAGES ARE HIGHER:

TGNB	89%
RURAL	87%
DISABILITY	91%

"I have an aging partner, and I'm worried about him having the resources he needs as his health deteriorates. I can tell he feels removed from much of the gay community because he's over 70 and not wealthy. The same is true for me, once I get older and less healthy."

Social Security Reliance

75% of low-income participants and **66% of participants with a disability indicated that Social Security is their primary source of income.**

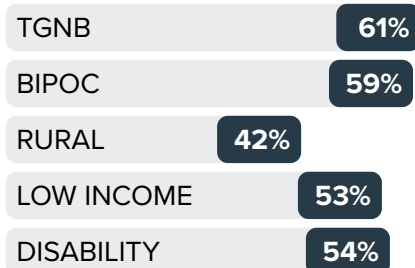
Key Findings

SAGE STATE OF LGBTQ+ AGING SURVEY

Lifetime Discrimination and Violence

39% of participants reported experiencing some form of discrimination and/or violence in their lifetime.

AMONG SELECT POPULATIONS, THE PERCENTAGES ARE HIGHER:




THOSE WHO EXPERIENCED DISCRIMINATION were more likely to say that they were concerned about accessing critical services as they age, such as medical care, long-term care, and caregiving support.

This points to the impact that discrimination has on aging services access, particularly among the most vulnerable of LGBTQ+ older adults.

Medical Care Access

78% are concerned about their access to medical care.

AMONG SELECT POPULATIONS, THE PERCENTAGES ARE HIGHER:



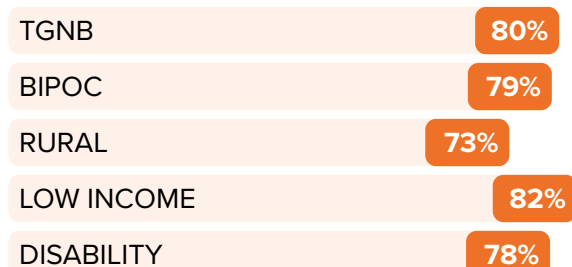
RURAL PARTICIPANTS were less likely than the general sample to have access to LGBTQ+ affirming services (38% versus 51%).

“Living in a rural area is hard as you age. Health care is 1.5 hours away (if you can even find a doctor), there is no public transportation at all, no senior housing nearby. The few age-related services (i.e., senior centers) are not gay friendly. There are no funds to support a gay program for the elderly.”

Finding Affordable Housing

73% reported some level of concern about finding housing they can afford.

AMONG SELECT POPULATIONS, THE PERCENTAGES ARE HIGHER:



Partnership & Marriage

50% reported being married or partnered. This rate is significantly lower among low-income adults, with only 18% indicating they are married or partnered. **To a lesser extent, this trend was evident in BIPOC (39%) and people with disabilities (34%) SOLA participants as well.**

“[I’m] concerned that our retirement plans, which depend on our marital status, may be invalidated if Obergefell is overturned.”

Key Findings

SAGE STATE OF LGBTQ+ AGING SURVEY

Caregiving

30% provide care to someone living with a disability or needing help with age-related concerns. **77% are concerned about caring for their loved ones as they age.**

Children

65% indicated they do not have children. Low-income participants were the least likely to have children with **72% indicating they do not have children.**

Strengths

Advocacy & Mutual Aid

43% of participants overall were involved with advocacy, organizing, or mutual aid. **57% of TGNB and 55% of BIPOC participants indicated they were involved.**

"I have marched, spoken up and struggled hard since the late 70's into the late 90's... in our fight to achieve such equal rights that we all now treasure.... I would still love to help in any way I can."

Volunteering

62% spent time volunteering with religious organizations in the past 12 months.

Intergenerational Connection

84% have friendships or close relationships with people of other generations, and **79% expressed interest in forming intergenerational friendships.**

Support Networks

72% can easily find someone to help with daily chores if they get sick, and **84% have someone to turn to for advice about handling problems with people.**

"[I'm] hoping to create a good community of friends who will provide mutual aid to one another."



We Refuse To Be Invisible!